




# Business Sustainability Practices and Indicators for Devens, MA






## 1. Please provide the following contact information:

		Response Percent	Response Count
Name:		100.0%	29
Company:		100.0%	29
Address:		100.0%	29
Address 2:		0.0%	0
City/Town:		51.7%	15
State:		51.7%	15
ZIP:		10.3%	3
Email Address:		89.7%	26
<b>answered question</b>			<b>29</b>
<b>skipped question</b>			<b>0</b>





## 2. Type of organization:

		Response Percent	Response Count
<b>Business</b>		79.3%	23
Government entity		6.9%	2
Non-profit		13.8%	4
<b>answered question</b>			<b>29</b>
<b>skipped question</b>			<b>0</b>





## 3. Which industry classification best describes your organization?

		Response Percent	Response Count
<b>Manufacturing</b>		90.5%	19
Finance and Insurance		0.0%	0
Accommodation and Food Services		4.8%	1
Wholesale/Transportation/Warehousing		0.0%	0
Construction		0.0%	0
Health Care and Social Assistance		4.8%	1
Professional, Scientific, and Technical Services		0.0%	0
Retail Trade		0.0%	0
Other (please specify)			17
<b>answered question</b>			<b>21</b>
<b>skipped question</b>			<b>8</b>








#### 4. How many Full-Time Employees (FTEs) do you currently have in the U.S.?

		Response Percent	Response Count
1-9		0.0%	0
10-49		5.9%	1
50-99		17.6%	3
100-499		23.5%	4
<b>More than 500</b>		<b>52.9%</b>	<b>9</b>
<b>answered question</b>			<b>17</b>
<b>skipped question</b>			<b>12</b>





#### 5. How many Full-Time Employees (FTEs) do you currently have at Devens?

		Response Percent	Response Count
1-9		10.3%	3
<b>10-49</b>		<b>48.3%</b>	<b>14</b>
50-99		24.1%	7
100-499		17.2%	5
More than 500		0.0%	0
<b>answered question</b>			<b>29</b>
<b>skipped question</b>			<b>0</b>









**6. What are the main reasons for locating your organization in Devens? (check all that apply):**

		<b>Response Percent</b>	<b>Response Count</b>
Expedited permitting process		37.0%	10
Tax benefits		51.9%	14
Lower cost of real estate/rent		59.3%	16
<b>Good infrastructure (e.g., access to rail, green building, roads)</b>		<b>66.7%</b>	<b>18</b>
Ability to collaborate with other businesses		33.3%	9
Availability of highly-skilled workforce		29.6%	8
Sustainability vision and policies		22.2%	6
	Other (Please specify)		12
<b>answered question</b>			<b>27</b>
<b>skipped question</b>			<b>2</b>



## 7. How would you rate local government responsiveness to your needs:

		Response Percent	Response Count
Very responsive		65.5%	19
Somewhat responsive		24.1%	7
Not responsive		3.4%	1
Not applicable		6.9%	2
	Comments (if any):		18
	<b>answered question</b>		<b>29</b>
	<b>skipped question</b>		<b>0</b>

**8. Please select your organization's top three (3) sustainability challenges today (please select only 3 challenges)**

		Response Percent	Response Count
Reducing cost of energy/improving efficiency		60.7%	17
Reducing cost of materials/improving materials efficiency		60.7%	17
Availability of highly-skilled employees		39.3%	11
Employee health and well-being		21.4%	6
Reducing the use of toxic chemicals		0.0%	0
Reducing water use		3.6%	1
Reducing waste generation		21.4%	6
Engaging employees around sustainability initiatives		21.4%	6
Other (please specify)		25.0%	7
<b>answered question</b>			<b>28</b>
<b>skipped question</b>			<b>1</b>



**9. Does your firm have walking clubs or other programs to encourage employee fitness?**

		Response Percent	Response Count
Yes		39.3%	11
No		60.7%	17

If yes, please describe: 16

answered question	28
skipped question	1




**10. Does your firm encourage the use of flex time for employees? (e.g., working from home a day or more, compressed work week, reduced work hours, job sharing):**

		Response Percent	Response Count
Yes		37.9%	11
No		62.1%	18
Not Sure		0.0%	0




If yes, please describe: 9

answered question	29
skipped question	0

**11. Do you encourage alternatives to the single occupancy vehicle to get to work? (e.g., carpool, commuter rail, biking):**




		Response Percent	Response Count
Yes		29.6%	8
No		66.7%	18
Not sure		3.7%	1
Comments (if any):			17
answered question			27
skipped question			2

**12. With commuter rail service increasing for the region, would you consider participating in an employee shuttle to the commuter rail terminal in Littleton if the first train arrived at 8:30 AM?**



		Response Percent	Response Count
Yes		35.7%	10
No		35.7%	10
Not sure		28.6%	8
Comments (if any):			17
answered question			28
skipped question			1






### 13. Does your firm have plans to expand or relocate in the future?

		Response Percent	Response Count
Yes		39.3%	11
No		39.3%	11
Not sure		21.4%	6
	Comments (if any):		17
	answered question		28
	skipped question		1

### 14. Did you know that Devens is internationally recognized as an Eco-Industrial Park?

		Response Percent	Response Count
Yes		44.8%	13
No		55.2%	16
	answered question		29
	skipped question		0

## 15. Product take-back for reuse or remanufacturing




		Response Percent	Response Count
Yes		58.6%	17
No		24.1%	7
Not applicable		17.2%	5

If yes, please explain: 18

answered question 29

skipped question 0

## 16. Offering services versus selling products (e.g. leasing vs. selling products)




		Response Percent	Response Count
Yes		20.7%	6
No		44.8%	13
Not applicable		34.5%	10

If yes, please explain: 6




answered question 29

skipped question 0




### 17. Using other companies waste as a raw material in your facility

		Response Percent	Response Count
Yes		44.8%	13
No		37.9%	11
Not applicable		17.2%	5
	If yes, please explain:		14
answered question			29
skipped question			0

### 18. Contingency planning for improved resilience in cases of weather disruptions (e.g., hurricanes), including telecommuting, sharing infrastructure with other businesses, etc.

		Response Percent	Response Count
Yes		50.0%	14
No		39.3%	11
Not applicable		10.7%	3
	If yes, please explain:		17
answered question			28
skipped question			1




### 19. Increasing the use of local/U.S. suppliers to reduce supply chain risks

		Response Percent	Response Count
Yes		67.9%	19
No		21.4%	6
Not applicable		10.7%	3
answered question			28
skipped question			1



### 20. What is your total estimated yearly waste disposal? (in tons)

	Response Count
	22
answered question	22
skipped question	7

### 21. Of your total estimated yearly waste disposal, what percentages gets:

		Response Percent	Response Count
Reused		47.1%	8
Composted		5.9%	1
Recycled		82.4%	14
answered question			17
skipped question			12



**22. Does your organization currently partner with any other organizations in Devens or the surrounding region?**

		Response Percent	Response Count
Yes		85.7%	24
No		14.3%	4

If you answered Yes, please indicate how many organizations you currently partner with and explain the partnership(s) 27

answered question	28
skipped question	1



**23. Are there areas/opportunities within your organization that you feel could benefit from partnerships with other organizations in Devens?**

		Response Percent	Response Count
Yes		78.6%	22
No		21.4%	6

If you answered Yes, please provide examples: 24

answered question	28
skipped question	1



**24. Are you familiar with the Devens Eco-Efficiency Center's EcoStar program and other service offerings?**

		Response Percent	Response Count
Yes		75.9%	22
No		24.1%	7

If you would like to learn more about how its services can benefit your organization, please provide a contact name and email address for a representative to contact you: 14

answered question	29
skipped question	0

**25. Are you available for a brief follow-up interview to discuss some of the issues included in this survey?**

		Response Percent	Response Count
Yes		50.0%	13
No		50.0%	13
answered question	26		
skipped question	3		